

# KANSAS

*Wildlife & Parks*

NOVEMBER/DECEMBER 1991

\$2.25



**GOVERNOR**  
Joan Finney

**COMMISSIONERS**  
James Holderman, Chairman  
*Wichita*

Theodore D. Ensley, CLP  
Vice Chairman  
*Topeka*

J. Jean Brungardt  
*Hays*

George Hinch  
*Elkhart*

William A. Anderson Jr.  
*Fairway*

Carl Coonrod  
*Elk Falls*

Kathy Brown George  
*Junction City*

**ADMINISTRATION**

**Secretary**  
Jack Lacey

**Ass't. Secretary/Operations**  
John S. C. Herron

**Director of Administrative Services**  
Mike Theurer

**Director of Education  
& Public Affairs**  
Mike Cox

**Director of Fisheries & Wildlife**  
Joe Kramer

**Director of Parks & Public Lands**  
W. Todd Graeff

**Director of Law Enforcement**  
Omar Stavlo

**MAGAZINE STAFF**

**Editor**  
Mike Miller

**Associate Editor**  
J. Mark Shoup

**Illustrator**  
Dana Eastes

**Photographer**  
Mike Blair

**Staff Writers**  
Rob Manes  
Marty Burke  
Bob Mathews  
Marc Murrell

**Editorial Assistant**  
Bev Aldrich

**Circulation**  
Barbara Theurer

KANSAS WILDLIFE & PARKS (ISSN 0898-6975) is published bi-monthly by the Kansas Department of Wildlife and Parks, RR 2, Box 54A, Pratt, KS 67124 (316) 672-5911. Subscription rates: one year \$8; two years \$15; and three years \$21.

Articles in the magazine may be reprinted with permission. Second-class postage paid at Pratt, Kan., and additional mailing offices. POSTMASTER: Send address changes to Kansas Department of Wildlife and Parks, RR 2, Box 54A, Pratt, KS, 67124.


Postal I.D. Number: ISSN 0898-6975.



2



11



23



**About the Covers**

**Front:** Mike Blair caught this buck as it traveled cross-country during the November rut. For calling animals close to the camera see story on Page 2. 400mm, f/11 @ 1/125. **Back:** On a quail hunt in southeast Kansas, Gene Brehm took this photo of hunter and setter resting between coveys. 85mm, f/9.5 @ 1/125.

**THE BUCK STOPS HERE**

The Legend Of Luther by Mike Miller

1

**Give Them A Call**

Skilled calling increases the enjoyment and success of time in the field hunting or photographing. by Mike Miller

2

**Frozen Farm Pond Fun**

Often overlooked in winter, even by icefishermen, farm ponds offer great ice fishing. Guaranteed. by Mike Miller

10

**Wetland Autumn**

Wetlands are recognized for life-giving qualities. In the fall marshes undergo dramatic and beautiful changes. by Mike Blair

14

**Kansas Wildscape Foundation**

21

**Quail Hunting The Hard Way**

A transplanted Idahoan uses chukar hunting savvy to hunt Kansas bobwhite quail, with mixed results. by Todd Graeff

23

*Gallery*  
by Mike Blair

28

**A Place To Hunt**

Private land is accessible to hunters who do their homework and follow the rules of getting permission. by Marc Murrell

30

**Wild Currents**

edited by J. Mark Shoup

33

**High Ground**

Common Sense Ethics by Marc Murrell

45



recycled paper



**Editorial Creed:** To promote the conservation and wise use of our natural resources, to instill an understanding of our responsibilities to the land.

**Equal opportunity to participate in and benefit from programs described herein is available to all individuals without regard to race, color, national origin, sex, age or handicap. Complaints of discrimination should be sent to Office of the Secretary, Kansas Department of Wildlife and Parks, 900 Jackson St., Suite 502, Topeka, KS 66612.**



## The Legend Of Luther

**L**uther is a living legend. Last summer, a farmer moving cattle saw Luther—big as ever. A good friend of mine was relieved. He has hunted the big white-tailed buck he calls Luther for three falls. Everyone has heard monster buck stories, but Luther is truly a huge buck. At least seven or eight years old by now, Luther has avoided hunters, dog packs, survived highway crossings and various other perils. Unless my friend or some other hunter gets lucky, Luther will probably die of old age.

My friend drew his bow last fall, with the buck in his sights. But the sun was setting and the sight pins weren't clearly visible. Rather than take a chance of a poor hit, my friend didn't shoot. I admire him for that. He had invested literally hundreds of hours scouting and hunting that specific deer, but he passed up his only opportunity because there was a chance of wounding the animal. There are others, many others, who would have taken that shot without a second thought. Deer with big antlers tend to cloud judgment.

The difference between my friend and those who would have released the arrow is important. Why do we hunt? Some hunters are driven. They hunt harder, longer and more frequently than most of us. My friend does it because he thoroughly enjoys it. He hunts Luther because the smart, nearly nocturnal buck represents one of the toughest bowhunting challenges.

Other hunters hunt big bucks because they enjoy it, too. But they also crave the status, notoriety or even fame that may come with a big buck—and with that fame, possibly money. With these motives hunters make poor decisions, or even break laws.

Scoring an animal's antlers is fine for comparison. But when the antler score is the sole motive for shooting, the reason for hunting has become warped. The potential for unethical and illegal behavior has also been greatly increased. A successful hunt should be judged by the amount of effort, the hunter's behavior and the amount of enjoyment derived . . . absolutely not the score of the deer's antlers.

Most hunters hunt for pleasure and meat. They hunt on their own, dress and butcher the animals they kill and eat the meat. A head or "trophy" is mounted when one of the animals is exceptionally large or unusual. The mounted head is a reminder of a time, place and event. If that head were only proof of a place in the record book, then perhaps both hunter and animal have lost.

Hunters must keep sight of what's really important to the hunting experience. Not only can "trophy" hunting



Mike Miller illustration

obscure the real joys, but it can also create a "kill at all costs" state of mind. The hunting tradition can't afford press about wealthy individuals paying to shoot animals in penned inclosures, shooting from air planes, or taking protected species merely for collections.

A big buck excites me just as much as the next deer hunter, but an injustice occurs when a certain minimum score dictates the success or failure of a hunt. If a hunter hunts hard, legally and ethically, cleanly takes an animal, but then is disappointed because the score is below some obscure standard, the hunter is cheated from what should have been a life-enhancing experience.

**Note:** Just wanted you to be aware of a couple of changes in the magazine; one you probably haven't noticed and one you'll notice right away. First, this is our second issue printed on recycled paper. Our latest printing contract allowed the change, and we're thrilled with the paper quality and production results. As you thumb through this issue, you'll notice that the Center Section is history. Mark and Dana have renamed and redesigned the pages, and we've moved them to the back of the magazine. Hope you like both changes.

*Mike Miller*





# *Give Them A Call*

by Mike Miller  
*editor*

photos by Mike Blair

*Calling wildlife to gun, bow or camera is an exciting challenge. The art of calling adds a new dimension to your outdoor experience.*

I had a commanding view of the grassland from my treestand 15 feet up a cottonwood's trunk. Dotted with redcedar trees, the tall switch, big bluestem and Indian grass was attractive to whitetails during this early rut season. In the still evening air, I heard leaves crunch 100 yards south. I swiveled my head in time to see a doe cross the sandy creek bottom and continue south away from me. I quickly put the doe out of my mind. Since I was bow-hunting, the deer was too far away to worry about. Then I heard a barely audible grunt; more like a pig snort.

My eyes strained to find the source, coming from the grass. A beautiful 10-point buck was following the doe's trail, head down and grunting as it walked. Well over 100 yards away, I knew the buck would get no closer as it followed the telltale scent left minutes before by the doe. A year ago, I would have helplessly watched the buck pass out of sight. But not this season.

I pulled a grunt tube from my jacket pocket and blew a low, guttural call. Even at the distance, the buck immediately stopped and lifted its head. I blew again, and, after an





Calling the wild turkey has long been recognized as one of the great outdoor challenges. With acute eyesight and exceptional hearing, turkeys are thrilling quarry for gun or camera. Turkey callers are perhaps the most skilled and versatile of all callers.

flocks of mallards landed on adjacent water. As subsequent flocks circled, the birds on the water called and chattered constantly. I sat in the grass with my call and tried to imitate each call I heard.

Because calling is so much more exciting to me, I have to buy and experiment with each new type of call that hits the market. When the deer grunt calls came out, I bought the first one I saw. I had heard only a few bucks grunt, and needless to say, there were few recordings available at that time. So, I learned by trial and error that first season, with great results.

I held perfectly still as the first small buck passed my treestand. I waited for the deer to pass, but wanting to observe its reaction, I kept the buck in sight as I blew the first grunt. As did the deer described in the beginning of the article, the little buck stopped, looked and came directly back. I had similar results with other small bucks that season and was thrilled with my new deer hunting tool. It didn't, of course, work every time. In fact, later in the season, the grunt actually spooked several young bucks. Today, I use the grunt call in combination with another deer calling method: horn rattling.

Horn rattling is one of the most exciting types of game calling there is. By banging two antlers together, the caller imitates the sound of a fight between bucks. Other bucks within hearing distance will often approach the sound out of curiosity or territorial aggression. Horn rattling works best just before the rut, or deer breeding season, gets into full swing, but it can be effective throughout the season. There isn't much skill required of horn rattlers, although experience will teach a hunter when and how much to rattle. I've also had good luck blowing several grunts after a rattling sequence. Calling in



Rattling horns to attract bucks is an effective calling method during the rut. Mike Blair rattled this buck up in mid-November. Additional deer calls recently developed include grunt, snort and wheeze calls.



a buck that's ready to fight will really set your hunting juices flowing.

Several seasons ago, I was just learning how effective rattling could be. On a couple of outings, bucks wandered by my tree stand several minutes after a rattling sequence, and I assumed they were checking out the noise, but I wasn't sure. Finally, on a cold November morning, I had just hung up the horns and grunted once when I saw movement 75 yards away. A nice 10-point, head erect and ears forward, was walking stiff-legged toward my stand. When the buck was about 40 yards away, it stopped and thrashed a small tree with its horns. My knees began shake as I readied my bow. After working the tree over sufficiently, the buck alertly started along the trail. I waited for just the right shot. I'll never know just what happened, but before the deer would have passed clear of the last cedar tree, it stopped. Something I did gave my

position away, and the buck slipped away without offering a shot. Even so, it was one of my most exciting encounters that season. The next season, I rattled up and killed the largest buck I've seen while bowhunting. I'm confident that buck wouldn't have walked by if I hadn't rattled.

Spring turkey hunting might be the most consuming of the calling sports. And working a tom turkey into range is, perhaps, the most thrilling kind of game calling because the tom responds vocally to your calls. Turkeys can hear and pinpoint a hen call from incredible distances. A gobbler might respond to a yelp from more than a half mile away. Making the right calls at the right time, and listening as the gobblers get closer and closer can be the ultimate hunting experience. Turkey calling can also require the most expertise and calling skill. As well as a tom hears, its vision might be even more acute. One false move and the gig is

up.

Turkey calling is a particular challenge because there is a wide variety of call types available. Veteran turkey hunters are usually proficient with several different kinds of calls, and with experience, they develop the ability to imitate a wide range of turkey sounds.

Another challenging quarry because of acute senses are predators. Coyotes, bobcats and foxes can be called into close range with a call that imitates the distress sounds of an injured rabbit or bird. The call does not require any great skill, it is usually blown in a series of long, loud squeals. The successful caller is one who knows likely predator habitat and is cautious about wind direction.

Predators rely on their sense of smell to find prey and detect danger. A predator caller must take wind direction into consideration when he selects a site to call from. Calm days are usually most productive since the



Coyotes and other predators often come to calls that imitate a dying rabbit. Particular attention must be paid to wind direction because of their keen sense of smell. Predator calling can be exciting because of close encounters.

sound of the call carries best then. Calling downwind from good habitat, the caller should also set up with a good view of the area. In heavy cover, a coyote or bobcat may circle around to the downwind side of the caller, pick up his scent and disappear without being seen. If all works right, however, the caller may be treated to the spine-tingling sight of a coyote charging directly at him. Close encounters are common as well as thrilling.

Other calling techniques that have captured the interest of hunters in-

clude bugling bull elk, squirrel calls and even antelope snort calls, which supposedly imitate the territorial snort of a buck antelope during the rut.

Calling not only makes your hunting more successful, it also adds a new dimension of skill and excitement. And it can also add days to your time spent in the field. Many hunters like to practice calling before the season actually opens, calling in animals to snap a photo. Serious wildlife photographers count calling as one of their most effective tools,

as you'll read later in a special addition by Mike Blair. And birdwatchers are learning that certain calls can lure songbirds into observation range.

Whatever your outdoor passion, discover the thrill of calling. A skilled caller relies on the effectiveness of his call rather than mere happenstance. And the close range encounters common to calling provide unforgettable outdoor memories.

# Calling For The Camera

by Mike Blair



This barred owl came to an electronic caller playing a barred owl's call. Electronic calls are legal for photography and coyote and furbearer hunting.

**G**ame calling is indispensable for close-up wildlife photography. Methods vary, but the intention is always the same: bring animals that are difficult to stalk within camera range by simulating the sounds of their own kind, their enemies or a possible meal.

Calling allows a photographer to choose the time and place for filming, so a shoot should be carefully planned. Select a location that ensures good light. I often set up along a woodland clearing, so that the animal has to cross through sunlight to reach the call. Early morning or late afternoon light is best.

Always take time to construct an adequate photo blind. When possible, locate the blind in deep shadows adjacent to the target area. Most animals have trouble seeing into shadows when facing sunlight. A shadowed blind fools even sharp-sighted subjects such as songbirds,



Many kinds of songbirds, including this cardinal, can be drawn close by playing a screech owl's call. Enemies of the owl, the birds often linger to locate the call source.

turkeys, raptors and waterfowl.

For deer and predators, be conscious of wind direction. Animals with keen noses always circle downwind to pinpoint the source of the call. Call facing into or across wind to prevent subjects from picking up human scent. This also forces a searching animal to pass close by as it looks for the call.

Decoys are useful with many types of calling. Incoming animals rivet their attention on a decoy, usually adding valuable filming time. Decoys work well for turkeys, waterfowl and even deer. Feather "wigglers," or other moving devices, may help attract predators while calling.

Two categories of calls are available, and each has advantages. Mouth-blown calls yield authentic sounds and are practically weightless when hiking long distances. Several different types can easily be carried in a shirt pocket. Most are easy to learn, though some practice is usually necessary. I usually carry a variety of manual calls in my hunting jacket, ready for any opportunity.

For serious photography though, portable electronic callers are best. The extra weight is offset by authentic sound, and the ability to project sound from a point outside the photo blind. Animals focus directly on the source of a call, a speaker hidden several feet from the blind. With a mouth-blown call, the subject is fo-

cused on the photographer's position. The electronic call's volume can be controlled from the blind, played loudly to attract distant animals, then muted as the animal approaches. The call continues as the photos are snapped, covering the sound of shutter and motordrive.

Much of my photography is done with a Johnny Stewart MS-512 Bird and Animal caller. I use a variety of Stewart's cassette tapes, but my favorites are Cottontail Rabbit, Squeal-

ing Bird, Barred Owl, Songbird/ Screech Owl and Fighting Gobblers.

After camera gear itself, I consider the Stewart electronic system my most important tool for wildlife photography.


I constantly experiment with manual calls, and all of them will work in the right situations. The calls I use include Burhnam Brothers for predator calls; Haydel grunt tube for deer; H.S. Strut diaphragm and slate calls for turkeys; Penn's Woods True-tone box call for turkeys; and Haydel calls for all types of waterfowl. A pair of rattling antlers is essential for whitetail calling during the rut.

Most photos taken while game calling are shot at a distance of 15-20 yards. Usually, no matter how good the setup, it's difficult to get large animals much closer. The best camera lens for this distance is a 400mm, and a motordrive is helpful in capturing images as the animal leaves.

However, when photographing songbirds with the aid of a screech owl tape, birds may approach closer than 20 feet. For spectacular bird portraits, use 400mm or 600mm lenses with extension tubes, to allow close focusing and frame-filling images. 🦉



When rattling, set up with an open area at the edge of the timber. Plan to have the subject cross a well-lit shooting lane for optimum photos, just as this buck is doing.



# Frozen Farm Pond Fun

by Mike Miller  
*editor*

photos by Mike Blair

*Ignoring frozen farm ponds is a big mistake. Not only is farm pond icefishing a great way to spend a winter's day, but the fish usually cooperate.*



**Y**ou'll catch fish. Guaranteed. Just send \$29.99 for my sure-fire, fish-catching thingamajig . . . I'm only kidding. But I will stand by that first sentence—almost. What I should say is that if you fish your favorite farm pond after it freezes, you will almost certainly catch fish. I guess that doesn't sound like an iron-clad guarantee, either. Okay, try this: Farm pond ice fishing will be much better than you've ever imagined. I can live with that.

I can't believe I waited so long to try icefishing on farm ponds. I've been an avid icefisherman on large reservoirs for seven years, but I had always ignored the wealth of farm ponds so much closer to home. I guess I accepted the misconception

The variety of fish you can catch icefishing a farm pond is evident from this angler's catch. All fish shown were caught on an eighth-ounce jigging spoon.


that largemouth bass and channel catfish, the two farm pond favorites, wouldn't bite when the water temperature was near freezing. Wrong! They'll bite like crazy. Most Kansas farm ponds also have crappie and bluegill. You'll catch them through the ice, too.

As with all icefishing in Kansas, getting good ice is the biggest obstacle. However, farm ponds present a unique ice problem. Most small ponds freeze sooner than reservoirs, but many are spring fed. Spring water can still be pretty warm by the time it reaches the main body of a pond, and this can cause some unsafe ice. There's no substitute for caution and common sense when icefishing. Make a series of test holes as you venture out, and don't go unless 4 inches of hard ice covers the pond. Be especially careful around the mouths of feeder creeks or other areas where spring water may run in. Watch for discolored ice.

I use an 8-inch hand auger to drill holes and, as long as the blades are sharp, it works great. If you don't want to make the \$35 investment for an auger, a sharp-shooter shovel will get a hole chopped eventually. You'll need some kind of strainer to remove the ice chips from the hole, a bucket to sit on, a spinning reel and rod, a few jigs or jigging spoons and you're set. Icefishing can be refreshingly simple.

The biggest dilemma of any icefishing venture is where to cut your hole and fish. By virtue of its small size, a farm pond simplifies this challenge. You can cut several holes in likely areas then fish your way back through them until you catch a fish. I've had best luck starting near brush, or some other kind of structure. You don't necessarily need to fish in the deepest water, but preferably in water 6 to 20 feet deep.

On my first farm pond outing, I tried many of the same lures used in reservoirs. I caught bass and crappie on a small Kastmaster, but the favorite was a small, chartreuse slab spoon. Fishing next to a submerged tree, I felt the recognizable, barely perceptible tap of a crappie. After several misses, I finally hooked the fish. Small by reservoir standards, the half-pound black crappie was still fun. The fishing was spotty. I'd catch



On small farm ponds, drill a number of holes until fish are located. Try to fish near some kind of structure. The eighth-ounce Kastmaster pictured at right was deadly on bass and crappie.

four or five crappie, then tie into a channel cat (yes, channel cat will hit a lure under the ice). When that hole's action slowed, I'd move to another. In the next spot I'd catch three or four bass. I continued to move around catching crappie and bass while my partner was determined to catch some big bluegill.

Even the smallest jigging spoons are too big for bluegill, so we tried tiny jigs tipped with meal worms. To detect the light bluegill hits, a small bobber was attached, and if it

twitched slightly, the hook was set. For several hours through a blustery February afternoon, we enjoyed steady action for all four species of fish. "Why hadn't I thought of trying this earlier?" I kept asking myself. We took home a nice mess of crappie and bluegill, a couple of channel cats and released all the bass.

If you have access to a winter-time live bait supply, take some with you. I know a farm pond veteran who landed an 8-pound channel cat on a Kastmaster spoon tipped with a big

night crawler. Minnows work great for crappie and bass; meal worms or maggots are the ticket for big bluegill. As a general rule of thumb, keep the lures small and fish with the lightest monofilament you dare. Hits are usually difficult to detect, so light line and a short sensitive rod are a big advantage.

If you don't have a favorite farm pond nearby, try your local state fishing or community lake. They usually have good bass, bluegill and crappie populations, and these waters will be similar to farm ponds. Start fishing over a submerged tree or brush pile.

Since ponds are relatively small, avoid unnecessary noise on the ice. Granted, the ice auger will create quite a disturbance, but dropping metal objects or banging around on the ice has to be startling to fish below. Give each hole ample fishing time, allowing spooked fish to recover. Patience is a key advantage. Icefishing is nearly always streaky, so the fisherman who is persistent and stays alert will catch more fish.

When the fishing slows down, drill more holes. I've seen fish after fish caught from one hole, while not a single fish was caught from a hole less than 10 feet away. Keep looking for fish, and always go back and fish holes where fish have been caught.


I was genuinely surprised at how aggressively largemouth bass hit in ice-cold water. On another occasion, several friends of mine icefished an excellent bass pond, and each of them landed at least one bass weighing more than 4 pounds. Several other fish in the 2- to 3-pound range were also caught from the little pond on a cold January day. All fish were released. Catch and release is an important consideration when fishing small farm ponds. The larger predatory bass are vital to the overall fish population balance in a pond. Remove too many in one season, and the balance is upset, ultimately deteriorating the fishing.


Catch and release while ice fishing requires special care. It's best to simply remove the hook without taking the fish completely out of the water. If necessary, lip the bass, quickly re-




Smaller lures and baits are necessary for bluegill and green sunfish. This tiny jig tipped with a meal worm made an effective combination.

move the hook and gently push the fish nose-first back through the hole. Don't let the fish flop around on the ice, and don't hold the fish out in the frigid air, especially on very cold days.

If you want a mess of fish to eat, consider crappie and bluegill. These species are prolific enough that removing them won't jeopardize the pond's balance and, frankly, they are the best tasting fish anyway. Nothing tastes better than fresh-fried fish taken from icy, gin-clear water. Farm pond icefishing is also a great way to spend a winter day and, like I said earlier, the fishing will be better than you've ever imagined. Guaranteed (almost). 



Bass will hit a jiggging spoon surprisingly well. This 14-incher struck a chartreuse slab spoon with a tiny spinner.





# Wetland Autumn


text and photos by Mike Blair  
*staff photographer*





*In low places large or small—some famous, some forgotten—water and grass play tug-of-war for dominance in a habitat called marsh.*

*It's a thriving accord, this environment, where water-dependent life somehow weathers Kansas summers and continues year to year. Seasons bring change; conditions are often harsh. But left alone, marshes restore for wild clients the prairie's scarcest commodity: water.*



*It's meant to be that way. Sooner or later, water always wins. But summer insists on waging a war, and the grasses that keep a prairie foothold continually assault the wetland's mineral earth.*

*A marsh's drama is greatest in fall. By September, the battle rages. Vegetation has the edge, thanks to the punishment of July and August. Shallow pools are dry from evapotranspiration.*



*Hordes of mosquitoes? They're gone. Baked mud is a checkerboard of broken soil and rock-hard crayfish chimneys. Migrant shorebirds feast on aquatic invertebrates concentrated in the last mud holes. Aside from the birds, it's a desolate place.*

*But October brings moisture. Cool fronts from the Yukon meet the remnants of spent hurricanes, to shower the heartland with fogs and gentle rains. Marshes again glow silver under brooding skies, and trees express their gratitude with color. The sound of wings fills the marsh, as ducks and geese arrive by thousands.*


*Sandhill cranes stop to rest, as the last of the shorebirds head south. Raccoons and coyotes are abroad in daylight, as young-of-the-year learn to hunt on their own.*



*November brings gold to the marsh, when sun from a deep-blue sky warms the days and makes the living easy. The marsh extends a gracious invitation now, with food and refuge. But urgency is in the air; the rich supply will soon fade.*

*Nighttime frosts fall harder. Many travelers wing south, leaving a void in recently congested skies. Sounds of clashing antlers ring from the thickets, and crowing pheasants announce their intentions to stay on the marsh, come what may.*

*Bald eagles arrive from the north, using the marsh for early-winter headquarters. Turtles, snakes and insects tunnel deep in the mud, indifferent to winter's threats.*



*And then . . . December. Snow falls. Cattails bend before an icy gale, and pools freeze. Deep in the thick grass and hollow trees, songbirds and mammals find warmth. Autumn behind it, the marsh rests.*

# For the Future...




KANSAS WILDSCAPE has recently been established as a completely independent foundation dedicated to raising funds and accepting other tax-deductible donations that benefit wildlife and outdoor recreation needs in Kansas. This not-for-profit corporation, which maintains offices in Lawrence and Wichita, works closely with the Kansas Department of Wildlife and Parks to identify various projects for funding. The foundation is governed by a Board of Directors composed of well-known and respected civic and business leaders from throughout the state.

As Kansas has the least amount of publicly owned land (less than 3 percent) of any state in the country, a big part of WILDSCAPE's efforts is to solicit land donations that may ultimately be turned to public use. However, the foundation certainly honors any estate request as to how a particular contribution is to be utilized.

WILDSCAPE has a full-time Executive Director and other personnel available for consultation concerning charitable giving and estate planning. Further, WILDSCAPE provides staff members to make presentations about the foundation to your civic organization.

Since just about everyone is rightly concerned about the environment as well as the protection and future use of our valuable outdoor resources, KANSAS WILDSCAPE is simply the right idea at the right time!

For more information about how you can become a part of the foundation's efforts, please turn the page.



Wildlife and outdoor recreation are important to the quality of life for all Kansans. Your membership in the KANSAS WILDSCAPE Foundation helps insure that whatever your outdoor interest — fishing, hunting, hiking, camping, birdwatching, skiing, canoeing, sailboarding, nature photography — someone is working to acquire, improve, and perpetuate the land and environment for such activities.

Your tax-deductible membership in the KANSAS WILDSCAPE Foundation also offers you the following:

- \* a colorful WILDSCAPE automobile decal for a \$25 contribution;
- \* a year's subscription to the highly acclaimed Kansas Wildlife and Parks magazine for \$5 per month or \$60 total annual contribution;
- \* a distinctive WILDSCAPE outdoors hat for \$10 per month or \$120 total annual contribution;
- \* a Coleman Personal 8 Cooler, embossed with the WILDSCAPE logo, for \$20 per month or \$240 total annual contribution;
- \* an attractive WILDSCAPE windbreaker jacket for \$40 per month or \$480 total annual contribution;
- \* special recognition with a \$1,000 or more annual contribution.

For your convenience, your contribution can be made through monthly automatic withdrawal from your checking or savings account, a one-time charge to your VISA card or MASTERCARD, or by check.

Your membership in KANSAS WILDSCAPE is vital to help retain the Kansas outdoors we all appreciate now, but perhaps more importantly, to insure that those who come after us are also able to enjoy Kansas outdoor recreational opportunities!

Completely independent of any other entity, the Foundation accepts tax-deductible donations under Section 501.c.3 of the Internal Revenue Code. It is governed by a non-paid Board of Directors which meets quarterly and an Executive Committee which meets as necessary.

**The WILDSCAPE Board of Directors:**

- William A. Anderson, Jr., Commissioner, Kansas Wildlife & Parks, Fairway
- Robert M. Beachy, Attorney, Shawnee Mission
- Carl Coonrod, Commissioner, Kansas Wildlife & Parks, Elk Falls
- Fred DeVactor, Director, Parks & Recreation Dept., City of Lawrence, Lawrence
- Richard A. De Vore, President, De Vore Enterprises, Wichita
- David C. Diddle, President, Diddle Corporation, Emporia
- John E. Hayes, Jr., Chairman, KPL Gas Service, Topeka
- Jack Lacey, Acting Secretary, Kansas Wildlife & Parks, Topeka
- Audrey Langworthy, Kansas State Senator, Prairie Village
- Sandra L. McMullen, President, Hutchinson Community Foundation, Hutchinson
- Robert L. Meinen, Program Director, The Nature Conservancy, Minneapolis, MN
- Robert L. Ring, President, The Coleman Company, Wichita
- John H. Robinson, Managing Partner, Black & Veatch Engineering, Shawnee Mission
- Michael G. Vineyard, Chairman, Cramer Products, Inc., Gardner

**The Foundation Mission Statement**

The KANSAS WILDSCAPE Foundation was created as an independent fund-raising entity for the purpose of generating and distributing monies to enhance Kansas' vast, but often overlooked, natural assets. Its general goals are land and wildlife habitat acquisition, conservation, improvements to state parks and other state lands and other worthy projects. So structured, the KANSAS WILDSCAPE Foundation is dedicated to conserving and perpetuating the land, the wild species, and the rich beauty of Kansas for the enjoyment of all.

Please Return to:  
KANSAS WILDSCAPE Foundation  
P.O. Box 4029, Lawrence, KS 66046  
Phone: (913) - 843-WILD

**Levels of Contribution**

- Individual \$25
- Supporting \*\$5/mo. or \$60
- Donor \*\$10/mo. or \$120
- Benefactor \*\$20/mo. or \$240
- Sponsor \*\$40/mo. or \$480
- Patron/Corporate \$1,000

**YOU RECEIVE**

- (WILDSCAPE car decal)
- One year subscription to: *Kansas Wildlife and Parks magazine*
- (WILDSCAPE hat)
- (Coleman Personal 8 cooler)
- (WILDSCAPE windbreaker Jacket)  
Please check size:  
S M L XL
- (Special recognition)

Name \_\_\_\_\_

Address \_\_\_\_\_

City \_\_\_\_\_ State \_\_\_\_\_ Zip \_\_\_\_\_

Phone #: Home \_\_\_\_\_ Office \_\_\_\_\_

Send me authorization forms for monthly withdrawal from my checking or savings account.

Check enclosed; (Cancelled, it is your receipt & thanks for using your own envelope)

Bill my Mastercard  Bill my Visa card

Charge card # \_\_\_\_\_ Exp. date \_\_\_\_\_

Signature \_\_\_\_\_

- Please contact me about tax-deductible gifts by bequest.
- I would be interested in a WILDSCAPE staff member making a presentation to my civic organization.


\* Automatic checking account withdrawal or lump sum payment available. (Please allow 60 days for processing and shipment on all offered premiums.)



# Quail Hunting Right The ~~Hard~~ Way

by Todd Graeff  
director, Parks and Public Lands Division  
Pratt

photos by Mike Blair





*Making the switch from hunting chukars to bobwhites was difficult, but the author found some of the methods and mistakes would work for both.*

“**M**oving to Kansas? Why? You can’t hunt chukars there,” my boss taunted when I resigned my position with Idaho state parks.

I patiently explained to her that, yes, that was a tragedy of the first order, but that I hoped to replace chukars with bobwhite quail in my affections.

“**H**unt quail? You?” she asked once she stopped laughing.

You see, I’m from Idaho and am a charter member of the radical wing of the Idaho chukar hunting fraternity. You know, one of those guys who refers to pheasants as “technicolor chickens” and refuses to hunt them; who drives three hours, rides in a boat an hour and climbs a mountain for another hour before dawn for a short early morning chukar hunt on slopes too steep to walk.

Our only restraint was in the form of rattlesnakes, which, in the early season, limited our hunts to three-hour days. Snakes or no snakes, our legs limited us to four-hour days. You see, the worse the terrain is for you, the better the chukars like it. When you’re really miserable, you know you’re about to see some birds.

I was one of those guys who did that every Wednesday, Saturday and Sunday through Idaho’s three-month season then bought an Oregon license to get one more month of that fun. You could say I was a seeker of the aesthetic, or quality, hunt.

Our definition of a quality hunt was unwritten but generally accepted by all the fraternity brothers. On a quality chukar hunt, you didn’t see another hunter or hear any shots that weren’t your own. You were a solitary hunter; we adhered religiously to the one man-one dog rule. You hunted public land so you didn’t need to ask permission; you didn’t see any roads, fences, buildings or other signs of civilization; you got rattled at by a couple of snakes, but certainly not bitten; and you enjoyed good pointing dog work, refusing to shoot birds not properly pointed.

A minimum of four or five birds in your game bag didn’t hurt, either.

The brothers of this fraternity were a dubious lot. Although a large share were professionals of some sort, they were a stringy, tough-looking crew. Many were competitive long-distance runners. Most were competitive jerks with serious character flaws. They didn’t look good in the field, either. Not what you’d call snappy dressers, they were L.L. Bean rejects, or worse. The dogs were worse. Skinny and rangy, most of them looked like they’d been

hunted hard and put up wet once or twice too often.

It’s a small wonder my boss had trouble imagining me hunting quail, what with her mental image of southern plantation hunts, gentlemen riding on horse-drawn wagons between coveys. . . all that stuff.

Now, I’m aware that most Kansas bird hunters have a low opinion of chukars. I’ve heard them referred to as “sky carp.” That’s because the typical Kansan was introduced to them on a game farm where some just-released chukar, out of a pen for the first time in its life, behaved like a barnyard chicken.

I understand.

But in the tawny, parched mountains and rocky canyons of the West, the chukar is king; a spooky, elusive bird that doesn’t hold well for a point and is hard to hit. If you aren’t a fair to middling shot, aren’t a physical fitness fanatic and don’t have a pointing dog that can cut the mustard, you can forget hunting chukars.



Quail hunting with dogs was a natural transition for the chukar hunting author, however, Kansas’ flat landscape was much different from the steep Idaho mountains.


So now I move to Kansas and make the shift to quail.

I was worried. Kansas has little public land. What if I couldn't find a place to hunt? What if my dogs couldn't adapt to a new bird? What if the hunt lacked the necessary aesthetics? What if it was, heaven forbid, too easy? I wondered if my tried-and-true chukar hunting techniques would adapt to bobwhite quail.

Since I subscribe to the theory that only communists would stoop to hunting upland birds on flat ground, my first job was to locate some ranches with topographic relief—the steeper the better. Even though the rough ground would hold fewer birds than crop fields, I needed the aesthetics of rough, unbroken land. I got lucky and found a couple of the nicest ranchers anywhere, whose Red Hills pastures fit the bill. A place to hunt wasn't a problem anymore.

My next obstacle was adapting hunting technique—both for me and my dogs.

Idaho chukar hunting technique takes years to learn. For example, the birds are always found on a hillside, and you always approach points from below so the flushing birds fly overhead (they always fly downhill). When coveys flush wild, you fire a shot into the air. Sometimes the report will help break up the covey, so singles can be more easily hunted. You never—ever—chase a covey uphill or downhill; you limit yourself to birds at a particular elevation, or die young on the hill. On cold days,



you hunt talus slides (flat rocks precariously piled on steep hills) since the broken rock soaks up radiant heat and attracts warmth-seeking birds. The shooting techniques are just as tough to learn and just as unique. It's not easy to shoot diving birds from unstable footing on a 45-degree slope. Out of necessity, I developed a repertoire of specialized and highly refined shooting skills. I wondered if I could make all of my hard-earned methods work on Kansas quail.

Alas, I must report only mixed success.

The tried-and-true "chukar cha-cha," also called the "galloping Graeff" by some of my detractors, was one of my most frequently used tricks. It adapted well into a move I call the "bobwhite ballet." I originally developed



The author tried many of his tried-and-true chukar shooting methods on bobwhite quail. Some like the "shoot and cuss" and the "covey shot" are universal, but others didn't adapt as well. The shooter still yearns to repeat a "galloping Graeff."

the cha-cha as a means of looking like a stud while flushing pointed chukars. It works like this: As you scramble up a steep slope to a pointing dog 100 yards away, you cross a talus slide and step on a loose rock that rolls out from under your foot. As you start to pitch on to your face, catch yourself with three quick staggering steps. The birds frequently flush on the second step, at which time you can modify this move into a “galloping Graeff with a half twist” (with a much higher difficulty rating) but more on that later.

The “bobwhite ballet” is done more slowly, due to the more gentle topography of Kansas hills. Also, since talus slides are pretty rare here, I’ve adapted the trip step to sandhill plum thickets. It works great. If you ever fallen in a plum thicket, you understand how motivated you can be to pull off this move.

I must report less success on the “galloping Graeff with a half twist,” which breaks my heart, since I killed a bird with it once in 1983 and have been trying to duplicate the feat ever since. My half twist move begins when, as you flush a covey of chukars on an especially steep sideslope and they dive overhead on their way to the bottom of the canyon, you pivot instinctively, fluidly and quickly. Done correctly, you don’t stop pivoting until you’re far past your balance point and are heading, face first, for the canyon bottom with the birds. At this critical juncture, you have a choice: you can throw a leg into space and catch yourself in a “modified downhill cha-cha” or you can go for the full-blown “galloping Graeff with a half twist.” To go all the way, you simply leave both feet planted back uphill and raise your gun for a quick shot at a fleeing bird before your now horizontal body hits the ground. Steeper slopes, of course, increase time to impact and should, in theory, increase shooting success. Unfortunately, the pucker factor associated with really steep stuff—cliffs and ledges—seems to have a countering effect.


I attribute this move’s lack of adaptability in Kansas to two factors: lack of really steep slopes and the high pucker factor associated with plum thickets.

A couple of other moves have adapted well. I can report especially good success with two old favorites: the flock shot and the shoot-and-cuss. I won’t go into detail since you probably understand them already.

My dogs have done surprisingly well. Most people say



*“Bobwhites pick all sorts of creative escape routes. Some even fly straight back at you, kamikaze-like.”*



Good dog work makes bird hunting a pleasure regardless of the species or terrain. The author’s dogs made the switch from chukar to quail more smoothly than he.

they’d be shocked if my dogs did anything well, but I’ve never understood that. Since my Kansas quail hunting is a bit more social than what my dogs were used to, they’ve even developed some new tricks. I call a particularly cowardly one “the two-bird swoon.” That one’s only done when I’m hunting with at least one other person and shoot a double on quail. My dogs look at each other, roll their eyes and both fall flat to the ground in a fake faint like they’ve never seen me shoot a double before. Cute.

But they’ve had their failures, too. Like the “buzzing covey” move. They haven’t repeated this trick in Kansas but, in the buzzing covey move, my older dog locks down in a beautiful point. The kind that says “20-bird covey right here.” You know the scene: the dog’s nostrils flared, eyes bulged, one front leg raised and the tail quivering ever so slightly—right off the cover of *Gun Dog* magazine. On a buzzing covey, my job is to circle downhill, walk carefully into the point and maintain concentration when the birds don’t flush at the standard distance. I take one more step, then jump 5 feet into the air when the rattlesnake my dog has pointed so beautifully starts buzzing 8 inches from my right foot. The dog starts jumping up and down barking at me (dogs can’t laugh) and takes off over the hill while I call him everything but his given name.

The potlicker just hasn’t been able to find a snake here . . . yet.

I am happy to report that, through diligent effort and creative incompetence, I’ve been able to keep Kansas

quail hunting from becoming too easy. Actually, the quail have helped with that a lot. They're smaller and, when you take away the chukar's gravity-assisted take-off, faster fliers than chukar partridge. I've also noticed that quail have a nasty habit of not flying straight. When chukars flush, they know exactly where they're going—downhill—and they go there in a straight line. Bobwhites pick all sorts of creative escape routes. Some even fly straight back at you, kamikaze-like. I've almost shot myself twice now.

And when quail hunting does seem to get a little too easy—like when I've killed birds with two successive shots—I've devised ways to put some sport back in it. For instance, when I know there are quail on the flat ground along a river, I'll ignore them and charge up a nearby hill just to make it tougher. It reminds me of chukar hunting that way, and I'm hoping for an opportunity to do another "galloping Graeff with a half twist."

That's what sportsmanship is all about, isn't it?

My dogs are particularly good (some say pathetic) at this aspect of the hunt. Give them a riparian zone loaded with cover and quail or a steep hill with good rattlesnake habitat, and they'll take the hill every time. If I kill several

birds with too little effort, rather than letting me lose interest, the dogs start breaking points so I have to take longer, tougher shots. Once, when my older dog thought I was becoming particularly lackadaisical, he ate one of my birds just to bring me back to the desired state of alertness.

You can't buy that kind of loyalty.

That's not to say my hounds are perfect. In fact, in order to advance my quail hunting to the next level, I realize I'll have to adjust their karma.

You're probably wondering what the next level is.

I'll explain it, anyway.

It's Zen quail hunting. That's right, I said Zen. I was turned on to the possibilities one evening while reading a delightful book called *Zen and the Art of Motorcycle Maintenance*. I figure by mid-season next year, I won't need my shotgun anymore. I'll will the bird of my choice to die. If it works, steel shot will be obsolete. Think of it: no more steel shot zones. Actually, no more shot, period. I'll report back at the end of next season.

But back to my original question. Quail hunting? Hey, it's okay. As long as you do it right. ♡



The conclusion: bobwhite quail hunting can be a noble pursuit, as long as one follows a strict set of personal rules and avoids making the hunt too easy. If things go too smoothly, the author has ways to put "sport" back in it.

*gallery*

by Mike Blair

# Reflections REFLECTIONS

Reflections on the Kansas landscape. **Right:** 55mm lens, f/11 @ 1/60. **Far right:** 600mm lens, f/8 @ 1/250. **Below:** 24mm lens, f/16 @ 1/10. **Below right:** 55mm lens, f/11 @ 1/60.







# A Place To Hunt

by Marc Murrell  
*wildlife information representative, Valley Center*

photos by Mike Blair

*Hunters willing to search out, meet and get to know landowners find plenty of land to hunt on. Courtesy, common sense and respect are required.*





Many Kansas landowners willingly share the hunting resources on their land. However, hunters must act responsibly and treat the landowner and land with respect. Locating the landowner and asking permission is the first step.

**I**s hunting becoming a sport for the rich only? In many states, hunting private land is an expensive proposition. And public land is often more crowded than many hunters will tolerate. Should we throw in the towel?

Actually, hunting on private land in Kansas is only a polite question away. It's true, some landowners lease their land to hunters or groups of hunters, but many allow limited hunting access to their land at no charge. These landowners may not expect money in return for access to their land, but they do have expectations of the hunter, and rightfully so.

The first point, and perhaps the most important, that must be made is that Kansas law requires all hunters have permission from the landowner to hunt—whether the land is posted or not. The old excuse, "We didn't see any 'No Hunting' signs," just doesn't hold water and besides, it's illegal.

Getting permission can be difficult. That is, it may take considerable effort. Many landowners have been burned by a few careless individuals who had no respect for the land, resource or sport. Incidents of littering, open gates, trespass, and vandalism have left rural residents with zero tolerance for trespass. To the dedicated sportsman, getting permission is a challenge that can be met with some planning and leg work.

The first step is to contact the county clerk or county abstract office for a plat map. The map is available for a few dollars and is invaluable because it lists landowners' names and shows property boundaries throughout the county. You can then plan a trip at least a couple of months before the season opens to drive the backroads and look for promising areas. Once you find a piece of ground, you need to contact the landowner. You might have to contact the landowner by phone to find out where he lives, but make arrange-

ments to meet in person. Take into consideration the landowner's schedule and try and visit at his convenience. Avoid early morning visits, harvest and planting time and opening day of a season.

Dress sensibly. If you're not a farmer, don't try to dress like one or act like one, he'll see right through you. On the other hand, don't show up in full camouflage. You don't want him to think Rambo is coming to hunt. Introduce yourself and provide a little background about yourself. Establish guidelines up front such as what you would like to hunt, when, how many people you usually hunt with, etc. Be sincere and remember, first impressions last forever.

If the landowner says no, be polite and thank him for his time. Many hunters get the impression that a "no" answer means the landowner doesn't like hunters. And even if that's true, the landowner's entitled to that opinion. But usually, there are good reasons such as relatives or

friends who hunt the land, or land use practices that might prohibit hunting. Your understanding will be appreciated and might pay off if you ask later in the season or the next year.

If you are fortunate enough to get permission, you are halfway there. Find out exactly where the boundary lines are. A hunter can fall from the landowner's grace fast if he trespasses on adjacent land or otherwise upsets neighbors. Make sure the landowner knows your vehicle, find out where you can drive and use common sense with your access privilege. You may be allowed to drive along field borders or two-rut roads, but if the ground is wet, your tire ruts can create a lot of work for the landowner.

If the land is posted "*Hunting By*

*Written Permission Only,*" make sure to get a signed permission slip from the landowner. Ask if he would prefer you stop by or ask before each trip. Some want to keep close tabs on who is coming, others don't worry about it.

Once you've gained the landowner's trust and permission, the work is not over. Courtesy must continue throughout the season and beyond. Stop by occasionally after a hunt and visit with the landowner. Those who may not have the time to hunt enjoy hearing about your hunts and some of the interesting things you see. They can also be full of useful information for you, too. They are usually out daily and know where the best areas for hunting are. Offer to share some of the game you take, dressed

of course. Contact the landowner during the off-season, offer to help out around the farm and make sure he knows you appreciate the privilege of hunting on his land. These gestures quickly demonstrate that you are sincere and responsible. The landowner/sportsman relationship often leads to a long-lasting friendship.

For a dedicated hunter willing to put in a little time and effort, private land is available in Kansas. You won't get permission to hunt all the time, but once you do, it's yours to use or lose. Hunting is a privilege not a right. Respect wildlife, the rights of landowners and other sportsmen and help keep hunting a part of our national heritage. ♡



Permission to hunt is a cherished privilege, and many hunters will offer the landowner a gift or other service in return. Many landowner/hunter acquaintances eventually turn into lasting friendships.

Edited by Mark Shoup

### Too Much Parks?

Editor:

I am renewing my subscription to KANSAS WILDLIFE AND PARKS, but I am doing so with some reservation. When we had "Kansas Fish and Game" (both department and magazine), I felt they did a tremendous job. Now that we've combined the Park and Resources Authority with the Fish and Game Commission, it seems that parks are the definite priority and fish and game is looked upon as an afterthought. (Again, I am referring both to the Department and the magazine.)

A.P. Greer  
Dexter

Dear Mr. Greer:

I won't speak for the Department as a whole, but I think our divisions of Fisheries and Wildlife, Law Enforcement, Administrative Services and Education and Public Affairs would take exception to your assessment of the agency's current efforts.

I will, however, speak for the magazine. Your impressions are interesting because I've had letters from people complaining that the magazine is dominated by articles on hunting and fishing. Curious, I looked back through all the issues produced in two and one-half years by our current staff. This bit of research revealed that 53 percent of those articles were natural history (mostly wildlife, some on rivers, lightning, etc.) and 31 percent were hunting or fishing.

I'll let these figures speak for themselves. --Shoup

### "Welcome" Welcome

Editor:

Thanks so much for your article in "Issues" entitled "Welcome Women" (KANSAS WILDLIFE AND PARKS, Sept./Oct. 1991, Page 20). I really agree. Women do not realize how much they are missing by not taking up the hunting sport.

Many years ago, I decided to become a

"hunting buddy" and made a few hunting trips through the field with my husband and small son. I learned gun safety through several wonderful skeet clubs and became a pretty good shot, too. Our son also became a sensible hunter. We went as a family and with other couples.

Why be a "hunter's widow"? After each hunt, you reminisce about all you did and what you experienced. Even as you grow older, the memories are great. Hunting taught me to see animals beside the road that so many people miss -- the slinking coyote, the running quail, the pheasant blended against the weeds, the painted bunting on a fence.

The thrill of almost stepping on a covey of quail and standing frozen with your gun on your shoulder in awe at the beautiful sight!

Whether you ever even get to shoot at anything, you end up dog tired at the end of the day, but the thrill of seeing the fall foliage, the flowers, the geese in the perfect formation and the many, many things you learned from nature makes you wiser and kinder.

I've never shot at a highway sign, and I've never left a farmer's gate open. I've never shot at anything that was not legal game. I've gone home with tired dogs, lots of dirty clothes and messy cars, sometimes with few birds, but always looking forward to the next hunt.

Patt Hale  
Fall River

### Mad Landowner

Editor:

My husband and I are native Kansans, and after living in California for 26 years, we bought a farm and additional farmland in Lincoln County two years ago and returned to Kansas. The first two deer seasons, my husband received a landowner/tenant deer permit and got his deer each time.

This year his check was returned. He could apply for a "hunt-on-your-own-land" permit.

We feel it is grossly unfair that the landowners -- who provide the habitat for the deer -- have their applications thrown into the drawing pot (supposedly) with all the city folk who want to come out and hunt, leave gates open, etc. Even though city folk pay a higher

fee. The landowners should be given priority in their permit process.

Mrs. W.E. Flohrschutz  
Beverly

Dear Mrs. Flohrschutz:

Landowners have two options for deer permits that those who do not own land do not have. First, landowners can apply for a regular firearms permit at half the price others pay. If this option is unacceptable or the landowner is unsuccessful in the drawing, a "hunt-on-your-own-land" permit can be obtained at any time during the season, guaranteed for any deer, for \$10.50. As with other hunters, leftover, statewide archery, and unit archery permits are also available, but at half price for landowners.

I don't know where you lived in California, but your statements about "city folk" reveal some interesting, perhaps newly acquired prejudice. Your suggestion ("supposedly") that we do not put landowners' applications in the drawing is offensive to the professionals in this agency who have dedicated themselves to the resource you claim to be so interested in.

I do not own land, but I know a lot of people who do. I respect them and the work they do. However, your statement that landowners "provide the habitat" for deer is not universally true. While many landowners care about wildlife and take time to provide wildlife habitat, not all do. --Shoup

### Firearms Season

Editor:

As avid deer hunters, we were very disappointed to read of the change in this year's deer season dates (Dec. 4-15). Many hunters must plan their vacation time a year in advance so they can be ensured time off for this sacred occasion. We hope we're all able to change the dates we've scheduled this year so that we may enjoy a full week of deer hunting. Since the end of last year's season, we have been anxiously anticipating the prospect of hunting deer over the Thanksgiving holiday. That holiday, coupled with a week's vacation, would have made a great extended vacation for those of us who love spending time in the

Kansas outdoors.

We understand the desire to avoid competition between deer hunters and holiday bird hunters, but deer hunters pay additional fees for the right to hunt during a season much shorter than the annual bird seasons. Further, we're concerned about missing the end of the rut, a time that increases deer activity and improves hunter success.

By itself, this issue of the changed deer season dates could be viewed as a minor inconvenience. However, this issue is just another in a list of grievances we have over the management of deer hunting in Kansas, and the southeast region of the state in particular. For instance, farmers and landowners are upset over the exploding deer population in this area, and their impact on crops. In our opinion, this problem could have been minimized by allowing hunters to take more than one deer in this region a few years before the special seasons were implemented.

Under present conditions, deer are plentiful, and Kansas Wildlife and Parks issues larger numbers of permits. This has increased the number of hunters in this area, and, unfortunately, the incidence of trespassing and property destruction. Activity in Unit 12 during deer season is high, and many landowners are now reluctant to give permission.

Yes, there has also been an increase in lease hunting, which can be good for landowners and the community that welcomes hunters. Unfortunately, this can also create a negative impact for hunters and landowners. Assuming those willing to pay to hunt have incomes that provide for such recreational expense, and assuming that the local hunters from economically depressed communities (such as Unit 12) are not able to afford the luxury of pay hunting, then the landowners must cater to hunters from outside the region. This situation creates ill will among the landowners' neighbors who are not in the higher income brackets, and is generally short-sighted because the landowner lives among these local hunters year-round, while the out-of-area hunter is a neighbor one week a year.

As for the special seasons that have been implemented in units with heavy deer populations, we are pleased to have this opportunity. However, we are curious as to why the seasons open on Monday rather than the customary weekend opening. We also wonder why the boundaries were changed during the spe-

cial season this year so that the western portion of Unit 12 was excluded.

As avid Kansas sportsmen, we understand that a state agency such as Wildlife and Parks is unable to please everyone. However, we respectfully suggest that Wildlife and Parks give our grievances consideration.

Edwin Bowman, Dennis Bever, Tim Hills, David McAlister, John Stephenson  
Sedan  
Greg Henderson  
Olathe

#### Dear Sportsmen:

**There were four reasons we changed the 1991 deer firearms season dates: 1) we wanted to avoid conflicts with the traditional bird hunting period; 2) we wanted to relieve landowners of deer hunting activity during a period when they may have visitors or may be gone for the holiday; 3) many deer hunters are unable to hunt because of holiday activities; and 4) opening the season over the holiday would have increased hunting pressure in mid-week -- landowners would have no time to hunt before the heavier pressure, and opening weekend pressure would be increased.**

**The Department is aware of the deer population situation in Unit 12 and has responded with increased antlerless-only permits, deer game tags and special seasons. Hunter harvest is the most effective and efficient means for controlling deer populations. However, this control measure requires that hunters have access to private land for effective deer harvesting. We encourage landowners to allow access to their property to achieve the desired deer harvest. Whether a landowner leases his land for hunting, charges an access fee, or allows free access is beyond the Department's control and is the landowner's choice.**

**The Department adamantly opposes trespassing and vandalism, and we encourage landowners and hunters to report such violations to our conservation officers.**

**The opening of the special deer seasons on a Monday offers landowners and local hunters an opportunity to hunt prior to the weekend. It has also resulted in less weekend hunting pressure and competition for those limited to weekend-only hunting.**

**In 1991, the western portion of Unit 12**

**was not included in the special season because information indicated no need for additional deer harvest in an area that is predominantly rangeland. On review of season information and by request of landowners, the western portion of Unit 12 will be included in the 1992 special season unit.**

*--Keith Sexson, big game coordinator*

#### Ten Tags Per Hunter?

Dear Mr. White-tailed Buck:

I won't be bothering you this year because I didn't draw a permit. I am not bitter about that because I must take my place with a lot of other guys who must wait for another year. So, with time to spare this year, I thought I would write to warn you about something you are about to encounter.

Your most dangerous peril is probably what is known as the "volume hunter." This is the guy who has access to as many as 10 tags, secured from places such as his wife, in-laws, outlaws, non-hunting buddies and girlfriends. Beware of these guys, whether you have a big rack or no rack, because they will run you down and shoot you from their truck, be proud of it and, like a grammar school child, say, "Everybody else does it."

Mr. Buck, you could stop this practice by not running when you see a "volume hunter." Let him shoot you and all your buddies, then he won't have anything to shoot at. Only then will this guy examine his conscience.

I can assure you, Mr. Buck, that it will be a long time before you can be safe from the "volume hunter" because he first has to ask himself some difficult but important questions: Is it really right to do this? Am I proud of it? If I teach my children that this is okay, how will they feel about other laws they don't want to obey?

Since most "volume hunters" have no conscience, all I can say is "Run like hell!"

Mihatny  
(Maybe I'll have a tag next year)  
a.k.a. Tim Schaller  
Larned

Dear Mihatny:

There's a solution to this problem. Call Operation Game Thief, 1-800-228-4263. Turn them in. --Mr. Buck

## Goose Traffic

Last winter, conservation officer Larry Stones, Kirwin, noticed a number of Canada geese milling about a yard in his district. Unaware of any records on these geese, Stones stopped to check them out. The ensuing investigation ended in the arrest of another man from Kansas and one man from Nebraska and involved officers from the Nebraska Game and Parks Commission and the U.S. Fish and Wildlife Service (USFWS), as well as the Kansas Department of Wildlife and Parks.

It was a case of trade in live Canada geese -- legal if the geese are not wild, proper

Canada geese. The other Kansas man was given a warning. All three lost their geese. --  
*Shoup*

## Education Helps

Last summer, the Department's Law Enforcement Division received a call from a concerned citizen.

"I stopped at your museum in Pratt yesterday," the caller began, "and I saw those nets used to take fish illegally. Last night when I went fishing, I saw two similar nets set in the Arkansas River."

The caller then gave the location and other

-- description of transportation used (car, truck or trailer, including license plate number, color, condition, direction of travel;

-- day of week, date, time and location. --  
*Wapiti*

## Correction

The Sept./Oct. issue of KANSAS WILDLIFE AND PARKS magazine contained an article entitled "Prairie Barbed Trout" (Page 12). On Page 16 of that article, a sentence begins, "Each fisherman is allowed eight setlines and one trotline." It should have read "eight setlines or one trotline." The regulation is properly stated in the 1991 Kansas Fishing Regulations brochure (Page 5). --*Shoup*

## PFD Payoff


According to Independence conservation officer Dennis Knuth, an Independence family learned the value of a 1989 Kansas law requiring children under twelve years old to wear a Coast Guard Approved personal flotation device (PFD) while aboard a boat.

Last June, the father, mother and three children ages four, seven and nine were enjoying an outing on Elk City Reservoir when they noticed water coming in the stern of the boat. The father, who was operating the boat, tried to maneuver back to the boat ramp but made it only half way back. The boat sunk after a wave rolled over the transom, leaving only the bow exposed.

Fortunately, the parents had noticed a sign at the boat ramp concerning the new law, and all three children had their lifejackets on. The father and mother just had time to get their own lifejackets on before the boat sank. The father, however, did not have time to get his jacket on properly, and it slipped off.

In the meantime, the mother, her jacket securely fastened, gathered the two older children together while the third gripped a fishing pole against the father's neck, apparently too frightened to let go. All tried to swim to shore. The mother and two children almost made it before a bystander walked out to help them. The unjacketed father and youngest child did not get as far. They were having trouble when they were rescued by a windsurfer.

Understandably, the father allowed that he would likely wear his lifejacket in the future. --*Shoup*



permits are obtained and records are kept. It also involved interstate trade in migratory birds, bringing in the USFWS. When questioned, the man with the geese in his yard told Stones that he thought he was legal, and he told the officer where he had purchased his birds. Stones' investigation subsequently uncovered two other unsavory wildlife dealers.

A Nebraska game breeder had apparently sold the geese to a Kansas ex-game breeder without keeping proper records and filling out transfer papers. Because the Nebraska man failed to keep records of the transaction and the Kansas man no longer held a game breeder's permit, both were in violation of the law. Furthermore, the Kansas man had previously had his game breeder's permit revoked for unsanitary facilities.

Each man could have been charged under the federal Lacey Act. As it turned out, a federal judge fined the Nebraska man \$100 for not keeping proper records. The Kansas ex-game breeder was also fined \$100 in federal court for unlawful purchase and sale of

information needed to conduct an investigation. A conservation officer investigated immediately, and the nets were found and confiscated. Although the person who placed the nets has yet be found, this incident illustrates that citizen concern and wildlife education are invaluable to law enforcement. --*Shoup*

## Details, Details

Concerned citizens are encouraged to notify the Department of Wildlife and Parks' Law Enforcement Division when they witness poaching or other wildlife crime. Details of the scene are essential in following up on these calls. Try to note the following specifics when witnessing wildlife crime:

-- description of the people involved (skin and hair color, age, height, weight, clothing, distinguishing features, accent);

-- description of the violation (out-of-season species, over limit, spotlight, shooting from vehicle);

-- description of equipment used (type of gun, bow, net or other equipment);

## Interest Return

Last June, the Kansas Department of Wildlife and Parks announced that federal funds targeted for fish and wildlife restoration projects in Kansas could be in jeopardy. A U. S. Fish and Wildlife Service (USFWS) ruling declared that all interest, dividends or other income from "general or special licenses, permits, stamps, tags, access and recreation fees . . . imposed by the state to hunt or fish" must be given to the state's fish or wildlife agency. States that do not comply by May 17, 1992, would jeopardize future receipt of federal aid. The ruling could increase state fish and wildlife budgets considerably, if they comply, but in Kansas, these interest monies currently go to the general treasury.

In mid-summer, the White House decided to oppose the new ruling. It seemed for a time as if this interest money could be withheld from the programs that generated the funds. However, President Bush was inundated with letters from conservation groups opposing the White House position, according to the Wildlife Management Institute (WMI), a Washington, D.C., based lobbying group. In August, the President changed his mind and withdrew opposition to the USFWS ruling.

The President's action will save more than \$33 million annually for state conservation programs, according to WMI. In Kansas, this figure could be as much as \$640,000, provided the state legislature acts to apply wildlife fee fund interest to wildlife programs. If not, conservation programs in Kansas would never receive that amount, and would lose more than \$5.5 million in federal funding under Fish and Wildlife Restoration programs, commonly known as Pittman-Robertson/Dingell-Johnson, or PR-DJ funds.

Money from PR-DJ funds has made possible numerous community lake projects across the state, as well as Wildlife Habitat Improvement Program (WHIP) projects administered by the Department of Wildlife and Parks and a myriad of other wildlife projects. --Shoup

## Don't Swallow It

Last summer, a three-year study by the Kansas Department of Health and Environment, the Soil Conservation Service and the Department of Wildlife and Parks revealed above average levels of the pesticide atrazine,

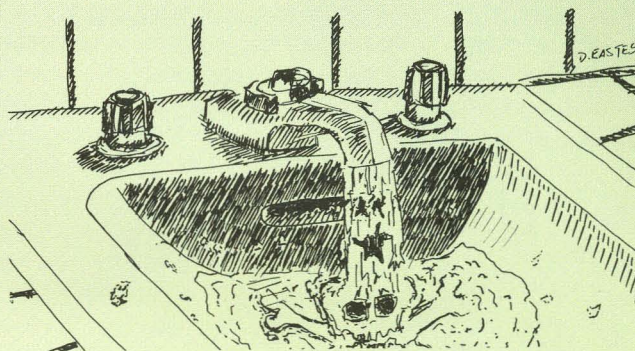
phosphorous, nitrates, fecal bacteria and other pollutants in northeast Kansas streams. These pollutants have also found their way to Perry Reservoir, the source of water for Lawrence and other area cities. Atrazine levels, one KDHE official noted, periodically exceed human drinking water standards for this municipal water supply.

Atrazine, also the number one farm chemical found in groundwater supplies in Kansas, has been linked to certain types of cancer. Phosphorous causes algae blooms in water, depriving fish and other aquatic life of oxygen. Nitrates can cause "blue baby syndrome" in both humans and animals, and fecal bacteria can trigger a number of intestinal disorders.

What's the solution to this problem? The SCS has unveiled a five-point plan recommending that state and area farmers and ranchers use a multi-purpose approach to address water quality problems. SCS proposes building 15 dams to catch pollutants before they enter Perry, placing at least 90 percent of cropland into a "pollution treatment program," and converting 126 acres of nearby steep-bank, marginal cropland back to grass. In addition, SCS asks ranchers to keep cattle

out of the streams and consider planting natural vegetation along streambeds to help filter out pollutants.

Most likely, these voluntary incentive programs would help protect Perry Reservoir -- at great expense to taxpayers as well as farmers and ranchers -- but do they address the symptoms rather than the cause?



Perhaps it's time to seriously consider limitations on pesticide use and effective legislation that would prevent pollution of the state's streams from any source, whether farm, feedlot, industry or city sewer. --Shoup

## Groundwater Guard?

A recent study by the Monsanto Corporation found atrazine in 80 percent of finished drinking water samples tested in Kansas, according to the Kansas Rural Center (KRC). In 1989, the Kansas Legislature authorized the secretary of agriculture to establish a technical advisory committee to deal with the problem.

Members of the committee include a dozen representatives of production agriculture, industry and agri-business and a Ciba-Geigy Company (a major producer of farm chemicals) representative from North Carolina. --Shoup

## Oasis Recovery

Ash Meadows is a wetland ecosystem in an unlikely setting, the otherwise parched Mojave Desert, about 90 miles northwest of Las Vegas, Nevada. Within a region where the annual rainfall averages less than 2.75 inches, Ash Meadows contains approximately 30 seeps and springs with associated stream bed and terminal marshes, formed where an extensive aquifer surfaces.

Many unique species and subspecies of plants and animals are found here. Because of their restricted range and threats to their habitat, 12 plants and animals in the area have been listed as endangered or threatened, and another 20 are candidates. All of these, except four plants, are found only at Ash Meadows, giving this ecosystem the highest known concentration of naturally isolated species in the continental U.S.

Man's first significant impact on this area occurred in the 1960s when Carson Slough, the largest marsh in southern Nevada, was mined for peat. Approximately 2,000 acres of fish and migratory bird wetlands were destroyed.

In the late 1960s, a corporate ranch started raising cattle, alfalfa and various other crops on

18,000 acres in the Ash Meadows area. Thousands of acres were cleared, leveled, planted and irrigated. Springheads were excavated and streambeds channelized, some lined with concrete. Extensive pumping of the aquifer lowered the water table and reduced spring discharge, thus disrupting or even eliminating some spring ecosystems. Much vital aquatic habitat was destroyed, and native fishes were eliminated.

These problems were compounded when a number of exotic species were released.

However, because of the number of endangered species in the area, subsequent development efforts have been slowed or halted under the Endangered Species Act. In 1984, one developer sold 12,654 acres in the heart of Ash Meadows to The Nature Conservancy (TNC). TNC resold this land to the U.S. Fish and Wildlife Service, which used it to establish the Ash Meadows National Wildlife Refuge.

Restoration of the refuge has begun, and once the habitat requirements of Ash Meadows' native species are known, restoration will accelerate. These efforts may incorporate habitat rehabilitation and management strategies to favor native species. --*Endangered Species Technical Bulletin*

## Prairie Sperry

Dr. Theodore Sperry, a retired Pittsburg State University (Kansas) professor and charter member of The Nature Conservancy from its inception in 1951, led the first-ever full-fledged ecological restoration project -- the Curtis Prairie in Madison, Wis. In 1936, the late Aldo Leopold, internationally-known conservationist, established an arboretum at the University of Wisconsin. Leopold and others wanted a prairie as part of the arboretum. Aware of Sperry's interest in prairies because of an article he had published in "Ecology" magazine, Leopold called upon the services of the young ecologist.

When asked to restore Curtis Prairie, Sperry knew he would have to pioneer techniques, but he agreed to take on the project. Sperry and his small crew of the Civilian Conservation Corps created the beginnings of a prairie out of 60 acres of abandoned farmland. Twenty-five tons of prairie sod were hauled to the site and prairie seeds were planted.

Sperry returned to the prairie to survey the results in 1982 and again in 1990. He found that some plantings had spread everywhere, some had disappeared and others had not spread but grew well. Sperry called the restoration an unqualified success. He believes prairies can be restored although they cannot be replicated.

Although Sperry names his work on the Curtis Prairie as his most rewarding career accomplishment, he has been involved in other important projects, as well. In 1951, Sperry was a member of the conservation committee of the Ecological Society of America when it decided to acquire land to ensure continuity for research. After the Committee broke away to form the Ecological Union, the debate changed to whether acquired land should be used for research or also for conservation. Sperry was one of the majority who voted for conservation, and The Nature Conservancy was born.

More recently, Sperry appeared in the 1985 Nature Conservancy film *The Garden of Eden*, nominated for an Academy Award. In the film, Sperry discusses Curtis Prairie and the importance of prairie ecosystems. --*Kansas Nature Conservancy Newsletter*

## Ugly Imports

A Wall Street Journal article last summer revealed that California exported 23,200 tons of toxic wastes to Kansas in 1989 alone. Responding to stiff California laws on hazardous waste disposal, companies that produce these wastes found it much cheaper to ship them to willing states than to treat and dispose of them at home.

While it's easy to blame "California" (whomever that may be), the Golden State's legislature acted in good faith in strengthening toxic waste laws. What they failed to realize was that companies would simply pass the problem to other states. No law makes Kansas a dumping ground for the nation, but Kansans can pass laws to prevent it. --*Shoup*

## Bad Hunting Defense

Mixed in with some of the more disturbing rhetoric I've heard from hunters lately has been a defense of hunting that is sincere but wrong. The argument goes this way: with the removal of major predators, North American game animals have no controls. Without hunting, our game populations would explode, then collapse. Some of them might even become extinct. We hunt these animals for their own good.

The anti-hunting community has been having a field day with this line of reasoning. If animals need hunting to avoid the periods of overpopulation, the anti's smirk, isn't it strange that we've managed to hold on to so many nongame species? They know what some hunters seem to have forgotten: a wildlife population interacts with many elements of its environment, and sooner or later, one of those elements will curb the population's growth. In some cases, that limiting factor may be predation, even human hunting. In far more cases, however, the limits appear in other sectors -- a lack of food at a critical time of year, a shortage of habitat, social friction between crowded individuals. These limits don't always operate smoothly. The population may go through repeated booms and busts, and it may do long-term damage to its habitat in the process. It won't become extinct.

This isn't to say that hunting is unimportant as a wildlife management tool. Properly regulated hunting can head off widespread habitat damage. It can be used to control damage to crops, landscaping and other human interests. Most important, it is the only wildlife management tool that raises money instead of spending money. Hunting is the black ink in our conservation ledger. No other sector has shown the support hunters have shown for wildlife. When we defend hunting, we need to stand on that foundation of fact. And we need to be sure it remains true. --*Chris Madson, The Leader*

## Nontoxic Alternative

Here are some interesting, safe ways to control ants. Locate the place of entry, squeeze a lemon onto it, and leave the peel. Ants will also retreat from lines of talcum powder, chalk, damp coffee grounds, bone meal, charcoal dust and cayenne pepper. --*Earthworks*

# hunting

## Falconer Festival

On Nov. 24, a unique group of sportsmen will literally descend upon the Liberal area for a week of meetings, exhibits and hunting. The North American Falconers Association (NAFA) will hold its annual business meeting and social gathering in Liberal. Falconers and their families from coast to coast will visit this southwestern Kansas city for one week. It is the first NAFA meeting to be held in Kansas.

The meeting will feature a variety of speakers, including specialists in bird flight and world-renowned grizzly bear expert John Craighead. Exhibits of historical falcon paintings, movies on the subject of falconry and open discussions will also be featured. A business meeting will cap the week's events, followed by a banquet on Friday night.

Kent Carnie is a technical advisor to NAPA. When asked why Liberal was chosen for the event, he says, "We pick a place annually that offers falconers a chance to hunt with their birds."

Passionate about a sport that is extremely time-consuming, falconers prefer such a rural setting to spending time in a convention hall in large city, Carnie adds. The Sunflower State's central location was also a factor.


The event will be a considerable economic boost to Liberal. Three hundred to 500 people are expected, including 200-300 falconers. The event will bring one-quarter million dollars into the community in a week, says Carnie.

Most falconers attending the event will bring their raptors with them, and southwest Kansas gives the group the chance to conduct their meeting and still have time to hunt a variety of game, including rabbits, upland game and waterfowl. Lesser prairie chickens should be a particular challenge.

Falconry, however, is not a sport of filling big bags. Carnie, a retired U.S. Army colonel who studied wildlife biology under Starker Leopold, son of the great naturalist Aldo

Leopold, puts it this way:

"It's a way of life more than a hobby. If I wanted just to kill birds, I'd find another way. We do it to see the raptor fly, and she flies best when she's trying to catch something. If she does, grand, but if not, that's fine too. We



enjoy the chase and beauty and thrill of watching a wild creature drop out of the sky. It involves a heavy dose of aesthetics."

The sport also involves a heavy dose of commitment. A number of stiff requirements have been adopted by states where falconry is permitted. Beginning falconers must trap their own adult birds, and only red-tailed hawks or kestrels can be taken. The reasons for this are threefold: 1) if the bird is lost by the beginner, it will be able to fend for itself; 2) redtails and kestrels are common, so rarer birds are not taken from the wild; and 3) the beginner must learn a great deal about the birds he is dealing with in order to capture and train a wild adult for falconry. All of these requirements were authored by NAPA.

In addition, permit fees are high. In Kansas, apprentice permits are \$100, general permits are \$200 and master permits are \$300, each for a 3-year period. In addition, the U.S.

Fish and Wildlife Service requires a \$25 fee.

The North American Falconers' Association annual meeting will be headquartered at the Gateway Inn in Liberal. The public is welcome to attend all exhibits and presentations except the business meeting. For more information, write Joe Shown, North American

Falconers Association, HC 1, Box 104, Stapleton, NE 69163. --Shoup

## Upland Update

**Northwest:** Pheasants will vary from fair in some areas to very good in others. The northeastern counties of this region should be best. Quail are scarce in this region, but Phillips, Rooks, Norton and Graham counties, where suitable habitat exists, should have substantially increased numbers.

Above normal rainfall has created good cover in the two western tiers of counties.

**Northcentral:** Pheasant populations have increased modestly, and hunting should be good, especially in the northern section of this region. Quail should provide some of the best hunting this region has seen in years.

**Northeast:** Pheasant hunting should be the best in several years although this region never ranks with the northwest and northcentral regions. Quail should be excellent.

**Southwest:** Department officials note a moderate increase in pheasants in this region, though populations are spotty. Conservation Reserve Program (CRP) land should be a good bet. Bobwhite quail have increased in areas with suitable habitat, such as the Red Hills. The southwest counties offer scaled quail.

**Southcentral:** Pheasants have increased slightly in this region. Overall, this region will



not be as good as northern regions for ring-necks. Quail hunting, however, should be good overall and excellent in the Flint Hills and Red Hills.

**Southeast:** Very few pheasants are found in this region, and are limited to the north-western edge. Quail have increased significantly, and, according to the Department report, "excellent hunting will be common this fall."

Overall, Kansas bird hunting will be hard to beat this fall. While pheasant numbers are still below the record years of the early 1980s, this year's quail season could approach the best on record.

For more information about pheasant and quail hunting in Kansas write or call: Kansas Department of Wildlife and Parks NR, RR 2, Box 54A, Pratt, KS 67124 (316) 672-5911. -*Miller, Shoup*

## Geese For the Future


To help establish consistent populations of Canada geese in Kansas, the Department of Wildlife and Parks developed refuges at Cedar Bluff and Glen Elder reservoirs about seven years ago. In hopes to further enhance the resident population of this popular waterfowl, last summer, the Department signed a 25-year lease with the U.S. Army Corps of Engineers to manage 1,800 acres at Kanopolis Reservoir as an additional goose refuge.

Initially, 180 geese were brought to Kanopolis from the Denver area and from Cedar Bluff. Their wings were clipped, and they were released on the refuge, which has been fenced to keep out predators. If the birds' wings are clipped for a year, the geese and their offspring will likely stay in the area or return each year to nest. Floating nest structures throughout the area will enhance reproduction. The resident population will also attract migrating geese.

The Department hopes to have about 10,000 geese living in the Kanopolis refuge within the next five to 10 years. Glen Elder currently has about 40,000 resident geese on its refuge.

Although the refuge is currently closed to hunting, goose hunting on surrounding areas should be greatly enhanced. Except during goose hunting season (Nov. 16-Jan. 19), the area is open to the public for wildlife viewing. A trail through the area is also planned. -*Shoup*

## UNDER CURRENTS



# Conservation (?) Organizations

by Chris Mammoliti  
aquatic ecologist

A disturbing trend has developed in recent years. Under the guise of environmental conservation, some organizations are attempting to undermine landmark legislation such as the National Environmental Policy Act, the Clean Water Act, the Clean Air Act and the Wilderness Act. While actually representing the interests of big business -- industry, real estate development, corporate agriculture -- these groups publicly advocate "wise," "multiple," or "conservative use" of the nation's resources. At the same time, they resent the government telling them what they can or cannot do with privately, and even publicly owned land, in the name of environmental protection.

They also oppose the federal acquisition of land or its designation as wilderness. Their reasoning? To them, wilderness has no economic value. They oppose the protection of wetlands. To them, a wetland is swamp that poses public health and safety hazards (or stands in the way of a development project). They oppose the preserving of habitat for threatened or endangered species. Those species that cannot keep pace with the expanding human population are termed "non-adaptive." In short, if environmental concerns conflict with economic interests, then "wise use" means that the environment will suffer.

Masquerading as conservationists, these groups chiefly represent mining, logging, agriculture, real estate development and motorized recreation interests. Any special interest group which has been frustrated in its pursuit of commercial enterprise becomes a potential member.

I recently had the opportunity to hear an advocate of such a group. This man claimed that with increased government involvement, the United States would become as polluted and environmentally degraded as Eastern Europe. The only solution to environmental problems was to rely on free market capitalism, not government regulation. He termed anyone with environmental concerns a "preservationist," someone who would see developed land returned to a "wasteland of swamps and deserts." A person with his viewpoint was a "conservationist," he claimed.

However, there is a fundamental flaw in these views. Free market capitalism does not promote conservation of the nation's resources. To the contrary, government regulation has been necessary to protect woodlands, rivers, streams and native wildlife from these free market "conservationists." The philosophy that measures the worth of nature and native species only in terms of what they provide for economic gain is no longer justifiable. This mindset was able to flourish for 200 years because of the vast natural resources this country contained. In the face of shrinking wildlife habitat and disappearing native species, some organizations are trying to hide this philosophy behind the term "conservation."

Last summer, the Kansas legislature tackled this issue of economic versus environmental concerns. A bill introduced by pseudo-conservation groups attempted to weaken the Kansas Nongame and Endangered Species Conservation Act. This bill proposed the creation of an endangered and threatened species habitat advisory committee composed of representatives from nine organizations. This does not sound unreasonable unless you notice that only one of these groups was considered a wildlife advocate. Thankfully, the legislature saw through this attempt and the bill did not become law.

What it boils down to is that no longer are we able to do what ever we want, any way we want. Government regulations require that environmental impacts be taken into account. Blatant resource destruction for economic gain is no longer acceptable, legally or socially. These new "conservationists" should be viewed for what they are -- special interest organizations seeking short term financial gain -- and not for what they claim to be.

# fishing

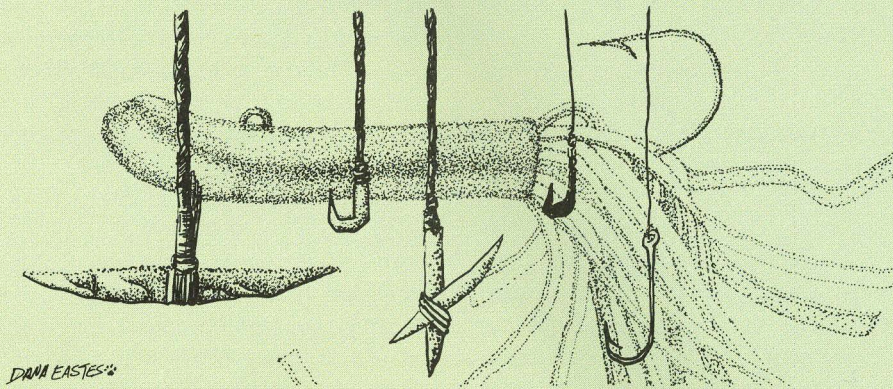
## Hook History

The more serious angler may be conscientious about periodically sharpening his arsenal of hooks, but it is doubtful that fishermen in general give much deep thought to either the hooks or their background.

That is unfortunate on two counts. First, big fish are lost less often to rod, reel or line shortcoming than to failure of the hook -- it didn't hook properly, it straightened out or snapped off, or the fish was able to spit it out. Secondly, the fishhook may have a longer, more important and more interesting history than almost any tool man has developed for survival. They have even been used as money in civilizations throughout the world.

Archaeological evidence indicates clearly that man has been fishing for food at least occasionally for about 300,000 years. Humans turned to fishing seriously as a major means of survival only when, as the last of the glaciers began to retreat, game became scarce and hunting, by itself, no longer could support them.

Hooks of bone and stone, with a configuration barely like those of today, are among post-glacial period relics dating back about 20,000 years, but it is not known how much earlier they first made their appearance. At first, fishhooks were merely natural objects having a hook-like



or wishbone appearance, such as thorns, twigs, bones, antlers, hawk claws, the hooked beak of an eagle or the sharply-spurred legs of large prehistoric insects. Once he had the idea, prehistoric man began duplicating these natural hooks in wood, shell, ivory, stone, bone, horn and animal fangs and tusks.

About 3,000 years ago, double and treble hooks appeared, and an inventive -- or frustrated -- Egyptian angler added a barb to his bronze hook to keep his fish from wriggling off. The latter refinement, however, was not picked up by fishermen worldwide until much later.

Cartoons and other artwork showing a youthful fisherman using a safety pin as a fishhook may illustrate a closer association between the two contrivances than the artist or his audience realizes. It was British pin and needlemakers, after all, who developed the modern-day fishhook in the 15th Century, and there haven't been many basic changes in their design since that time.

In 1655, English needlemaker Charles Kirby, as a sideline to his business, began fabricating fishhooks of steel with an offset point that still is called the Kirby bend. By the beginning of the 1700s, Redditch, England, had become the fishhook capital of the world, as well as its needle center. --Fred Tetreault, Illinois Department of Conservation

## Habitat Enhancement

When lakes become older and natural cover in the lake bottom deteriorates or becomes covered with silt, one solution is to increase the amount of structure available in a body of water by adding fish attractors.

Fish attractors are areas of artificial structure designed to concentrate microorganisms, aquatic insects, forage fish and game species. Attractors can be beneficial in nearly any impoundment from ponds to large reservoirs. Although newer lakes have been built with the original timber left in place, older lakes, where

the original lake bed was cleared prior to filling, often need artificial structure.

In the past, everything from tires to chunks of concrete were used as fish attractors. Today, natural materials, mainly trees, are used to maintain environmental and aesthetic quality. A typical fish attractor consists of a number of trees bundled together and weighted to remain stationary on the lake bottom.

Typically, old Christmas trees or cedars removed for rangeland improvement are used because of their availability. Programs to recycle old Christmas trees for fish attractors have saved valuable landfill space.

Fisheries personnel must comply with federal guidelines on placing materials in waterways. Care is taken to avoid boat ramps and shallow locations that might present a hazard to boaters. Strategic locations also maximize the benefits to fish and allow angler access. In state fishing lakes and many community lakes, fish attractors and piers are located together to increase success for shoreline anglers.

Most gamefish will benefit from the presence of fish attractors. Crappie use shallow attractors as spawning locations in spring and suspend over deeper brush later in the summer. Largemouth bass ambush smaller fish attracted to the artificial structure. Although the overall fertility of a body of water is the main determining factor in the amount of fish it will support, fish attractors can provide an important tool in maintaining productivity and fishing success. --Murrell

## Bio Bait

Dri Rind trailers, a biodegradable sheep skin alternative to traditional plastic and pork rind trailers, were introduced by the Fred Arbogast Company last spring. The new bait is touted as an alternative to pork rind trailers, which must be kept in messy solutions to prevent drying. Dri Rinds can apparently be dried and reused time after time.

According to the trailer's maker, Dri Rinds have already earned a reputation for excellent swimming action. The wool scent pads on some of the trailers also hold fishermen's favorite scents longer than many other baits. Because Dri Rind lures are durable and reusable, they require less rebaiting.

The new trailers come in 54 shapes and a variety of colors, and are available through vendors and mail order. --Shoup

## Martin Desertions

In an article entitled "The Top 12 Reasons Why People Lose Their Purple Martins," James R. Hill, III, editor of *Purple Martin Update*, explains that the biggest reason martins abandon a colony site is that predators have raided their nests. Often the colony owner doesn't realize that the raiding (by a snake, raccoon, cat, squirrel, owl or hawk) has been going on because the housing used is not easy to lower.

Weekly inspections of houses are a must, advises Hill, who also says that martin house owners should inspect the ground under their birdhouses daily, looking for evidence of predation (feathers, martin and otherwise). He suggest that any martin house that has become a target for predation, especially by

hawks, owls or crows, should immediately be equipped with porch guards. Further information can be obtained by writing the Purple Martin Conservation Association, Edinboro University, Edinboro, PA 16444. --*Bird Watchers Digest*

## Death's Dependents

Last summer, a pair of robins nested in a pine tree near our nature center. It was exciting to watch the eggs hatch. One, two, three, but not four. On the fourth day, a very sleek and healthy rat snake made a meal of you know what. The nest was empty. I was angry. But worst of all, my anger didn't make sense to me.

So, I did something fun. I took a walk in the "shoes" of a snake. Okay, the rat snake did

what snakes do. Snakes are supposed to eat baby birds. We may not like the idea, but we'd probably object quite strongly to a reality in which all baby birds survive.

If you have two nesting robins in your yard and neither they nor their offspring die, in five years you'd have 2,049 robins in your yard. Assume this scenario happens in everyone's yard. Robins would be placed on the hit list in no time.

Consider rabbits. I call them "nature's hamburger." Everybody likes to eat them. It's a good thing, too. If you had two rabbits that mated for one year and then died, they'd have 42 young. Apply the same math to their offspring and all the generations after, and in a mere ten years, you'd have many more than a trillion . . . you figure it out.

I don't think the pied piper could handle numbers like that. I don't think any of us could. This is the amazing part: if all the creatures and things of the natural world were suddenly spared the "death penalty," it would be no time at all until everything died. Plants and animals have to die so others can live.

We get upset when a snake eats bird eggs, but when is the last time you ate eggs or something made with eggs? We think it's sad that the owl eats a cute baby mouse, but what to you do with the mouse in your house?


The survival law of the natural world seems to be that everything is food for something else. I can't say it makes perfect sense to me, but I accept it and think about the words of William Shakespeare:

"And this our life, exempt from public haunt,

Finds tongues in trees, books in the running brooks,

Sermons in stones, and good in every thing."

--*Laura Gray, Martha Lafite Thompson  
Nature Sanctuary*



## All Creatures

The exotic juices of bloodsucking creatures eventually may help scientists provide drugs to stop the progress of human heart attacks, according to a report published in *Circulation*, a scientific journal of the American Heart Association (AHA). Researchers are testing potent clot-busting substances found in the saliva of vampire bats, leeches and other creatures that need a diet of fresh blood.

"Vampire bats have a clot-dissolving molecule in their saliva called a plasminogen activator, or Bat-PA, a protein that interferes with blood-clotting and allows the vampire bat to feed for long periods of time," said Stephen J. Gardell, Ph. D., a research fellow at Merk Sharp and Dohme Research Laboratories.

According to Gardell, scientists are attempting to exploit this property of Bat-PA for treatment of blood clotting disorders in human beings, but right now Bat-PA has only been tested on animals. "Our initial experiments on animals have proved interesting, and the work is going well, but it's still in the early stages."

According to the AHA, a heart attack most often results when a blood clot forms in a narrowed artery and blocks the flow of blood to the part of the heart muscles supplied by the artery.

"With clot-dissolving drugs, a recently blocked blood vessel can be restored before heart muscle damage reaches an irreversible stage," said William Murphy, M.D., president of the AHA, Kansas Affiliate. "It is remarkable that Bat-PA, along with proteins or peptides from leeches, snakes and insects, may come to assume major importance in cardiovascular drug development toward the beginning of the twenty-first century."

Heart disease and stroke are the number one killers of Americans, and the AHA funds more cardiovascular research than any other voluntary health organization in the United States. This year, the Kansas Affiliate of AHA is funding more than \$746,000 in grants to researchers at Kansas State University, Kansas University and Kansas University Medical Center of Missouri Kansas City, Kansas City VA Hospital, Children's Mercy Hospital and Wichita State University. --*Columbus Daily Advocate*

## Duck Stamp Contest

Kansas Ducks Unlimited has announced the dates and guidelines for the 1992 Kansas Waterfowl Habitat Stamp contest. On Feb. 7, 1992, a panel of independent judges will choose the work of a Kansas artist for the 1992 stamp.

Guidelines for the 1992 contest are as follows:

- 1) the work must feature canvasback ducks;
- 2) the original art must be in a color medium, 13 inches high by 18 inches wide;
- 3) the art should be accented with 2-inch white matt margins and covered with shrink wrap plastic or acetate;
- 4) no framing or glass is permitted;
- 5) entry deadline is Feb. 3, 1992; and
- 6) the contest is open to Kansas residents only.

This will be the sixth year of the Kansas Duck Stamp program, and Kansas Ducks Unlimited has once again been selected as the nonprofit organization to oversee the program. The stamps, which are required to hunt waterfowl in Kansas, are provided to the Kansas Department of Wildlife and Parks at no cost. Proceeds from associated stamp art sales go to Ducks Unlimited to further waterfowl habitat programs in Kansas and in Canada. Twenty percent of the proceeds are earmarked for Cheyenne Bottoms restoration. To date, \$108,000 has been raised for the Bottoms through this program.

J. Bryon Test Prints of Guymon, Oklahoma, is the publisher for the 1991 through 1994 Kansas Waterfowl Habitat Stamp program. Interested artists should contact J. Bryon Test Prints, 406 E. 4th, Guymon, OK 73942, (405) 338-7990. --*Shoup*

## Youth Hunt Success

For the third consecutive year, the Kansas Department of Wildlife and Parks held a youth dove hunt at the Byron Walker Wildlife Area west of Kingman. The event, held September 1, has been gaining in popularity and all available space was reserved this year. Twenty five hunters, including 14 youths, participated.

Hunters met at the area headquarters at 6:00 a.m. and were given a short presentation on safety, wildlife management and dove identification. They were then escorted to fields

specifically managed for doves and other wildlife. Each adult and one or two youths were positioned at safe distances around these fields at daybreak.

The doves were very cooperative and all participants had plenty of shooting. They fired 380 shots and harvested 44 doves for an average of 8.09 shots per dove, not far off the national average of 7 shots per dove.

The hunt concluded around 11:00 a.m., and the participants were treated to a complimentary lunch of buffalo burgers, chips and pop. These items were donated by the Department, Kingman's White's Foodliner and Food Barn, and Pepsi-Cola Company. The Coleman Company also donated several coolers and flashlights for a drawing. Four volunteers from the Wichita area cooked and served the meal.

These types of hunts may be expanded to other public areas across the state next year. For more information about this hunt, or others like it, contact the Division of Parks and Public Lands in Pratt, (316) 672-5911. --*Murrell*

## Wildlife Gifts

The Department of Wildlife and Parks has a number of gift ideas for the coming holiday. Convenient and thrifty, a lifetime license fixes your license cost at current prices. It also makes the holder a "resident" of Kansas for life, no matter where he or she lives, for purposes of hunting and fishing. This includes the privilege of hunting all big game in Kansas.

The only requirement for the license is that the recipient be a current Kansas resident. Best yet, the licenses can now be purchased with Mastercard or Visa, or paid off in quarterly installments spread over two years with a small finance charge. A lifetime fishing license is \$200.50, (\$30 per quarter for two years = \$240); a lifetime hunting license is \$200.50, (\$30 per quarter for two years = \$240); and a combination license is \$400.50, (\$55 per quarter for two years = \$440).

The Department also has bumper stickers, key chains, caps and T-shirts. Caps and T-shirts feature both "Kansas Outdoors" and "Operation Game Thief" themes. Caps are \$5 plus \$1.50 shipping; T-shirts are \$6 for youth and \$7 for adults, plus \$1 shipping.

In addition to these items, 1989 and 1991 Wildlife and Parks belt buckles and the popular book, *Natural Kansas*, edited by Joseph T. Collins, are available. Belt buckles are \$10 for the 1989 edition and \$14 for the 1991, shipping included. *Natural Kansas* is \$10 plus \$1.50 shipping.

Visa and Mastercard are accepted. For information, call (316) 672-5911. --*Shoup*

## No More Chiefs

No, not really. But you may be seeing more reference to "division directors" instead of "division chiefs," and you may be wondering what's going on. Effective August 1, the official title of each division head was changed to "director." The duties and authorities remain as before. The title change more accurately reflects the responsibilities of the positions and is in line with many other branches of state government.

Many conservation agencies in other states also refer to division heads as directors although "chief" is sometimes used as a section head title. The name change should enable those states to better relate to our organizational structure. --*Darrell Montei, special assistant*

## Lake Opening

Jeffrey Energy Center (JEC) auxiliary make-up lakewas opened to the public on Oct. 3.


JEC is located about five miles north of St. Marys on Highway 63. Currently, more than 6,000 acres of power plant property are open to the public on a limited basis for hunting and fishing. The 460-acre auxiliary make-up lake, which has been amply stocked with a variety of fish, is used as a back-up water supply for the power plant. It is one of the deepest lakes in Kansas.

JEC is jointly owned by Kansas Power and Light, Kansas Gas and Electric Company, Centel Electric-Kansas and Missouri Public Service Company. The Kansas Department of Wildlife and Parks helps manage the area.

Boat tours, fishing excursions and an outdoor wild game barbecue were part of the opening ceremony festivities. For more information on public use of the new area, phone (913) 456-2035. --*Shoup*

# nature's notebook

by Dana Eastes



Sally and Carl were walking home from school one day, kicking cans as they walked. Kicking cans down the street reminded them of the lesson in science class earlier that day. Mr. Simpson, the science teacher, had been teaching his class about the environment the last couple of weeks, and today Sally and Carl's class talked about the different types of pollution. "Did you notice how many cans we had to choose from when we started home today? Even if you lose one, there's plenty more to choose from," said Sally.

"Yeah!" agreed Carl. "Besides the cans, we had to wade through a bunch of fast food boxes and paper in that last block." They both agreed that the litter they were seeing was one type of pollution they had discussed in class that very same day.



Taking the short-cut through the trees and creek, they were stopped by the sound of men working and the roar of a big tractor. Looking up the path, they saw men in hardhats and machines knocking down trees and moving dirt here and there. "What were the words Mr. Simpson used last week in class," Sally asked?


Carl scratched his head and replied, "Habitat destruction, I think. Habitat is the place where wildlife lives and when you get rid of the habitat the animals have to find another place to live. I think it's kind of like when your little brother messes up your room just when you have all your stuff exactly where you want it."

"The only difference is that you know your little brother will get in trouble, and you can put all your stuff back where you had it without moving to a new room," said Sally. They detoured around the new construction site and continued on their way home.

Walking the last block to their homes, Sally and Carl noticed sprinklers still running from the night before and a neighbor across the street spraying his lawn for weeds. "You know, Mr. Simpson also talked about saving water and not using so many chemicals inside and outside our houses," Carl said. "Boy! Mr. Simpson's class has really made me notice things. Even though we're just kids, I think there are some things we can do to keep our own habitat nice and healthy. They decided to make plans to talk with their parents and teachers about their walk home and how they wanted to help the environment.

Here are some ideas Sally and Carl came up with. Maybe you can think of more.





1. Encourage your teachers to give out more environmental information.

2. If you're not already, start recycling in your home and school. Don't plan on getting rich, but you might make a little pocket change if you recycle.

Most schools are starting recycling programs. Talk with a teacher or administrator if yours doesn't. Schools use a lot of recyclable paper. Cans, cartons and plastics can be recycled from the lunch room.

3. With the help of your parents and teachers, organize a neighborhood or town clean-up day. Getting people together for a good cause can be both fun and rewarding.

4. Grow a garden (at home or school). Gardens can be a great learning experience for your class or family and the benefits are delicious.

5. Talk with your parents or teachers about growing habitat to attract wildlife. Song birds, butterflies, reptiles, small fur-

bearers, even deer, can be attracted to your home or school grounds by planting proper plants, trees, and shrubs; building nest boxes; and having a water source. Here are some books to get parents and teachers started in the right direction: The Backyard Naturalist by Craig Tafts, National Wildlife Federation, Landscaping For Wildlife - Nongame Wildlife Program, Department of Natural Resources, 500 Lafayette Road Box 7, St. Paul, MN 55155-4007, An USBORNE Guide - The Young Naturalist by Andrew Mitchell, Growing and Propagating Wild Flowers by Harry R. Phillips, Gardening With Wildlife - The National Wildlife Federation, The Butterfly Garden by Mathew Tekulsky, The Hummingbird Garden by Mathew Tekulsky, Attracting Backyard Wildlife - A Guide For Nature Lovers by Bill Merilees.

6. Save water by asking your parents to install a low flow shower head or a timer for your lawn sprinklers. For water saving tips write: The Kansas Rural Center, P.O. Box 133, Whiting, KS 66552 (913) 873-3431. Soil and Water Conservation Soci-

ety, 7515 N.E. Ankeny Road, Ankeny, Iowa, 50021-9764 or call 1-800-The Soil.

7. Reduce chemical use: For information on safe alternatives to chemicals for your home and lawn write Backyard Wildlife Habitat Program, National Wildlife Federation, 1400 16th St. NW, Washington, DC 20036.

8. Walk or bike when you can. Reduce car and fuel use. A little exercise never hurt anybody.

9. If habitat loss in your neighborhood, town, or state bothers you, write your politician. The people who are heard the loudest, usually get results (no matter what your age).

10. Read: Know the facts about environmental issues and what you can do to help. Check your local library for books on the environment. Join conservation groups such as the National Wildlife Federation, the Audubon Society or the Izaak Walton League.



## Common Sense Ethics

As our population increases and natural habitat is destroyed by development, less land is available for outdoor recreation such as hunting. The competition that results sometimes leads to unethical, dangerous and illegal acts. Those who contribute to this problem not only ruin hunting trips for the ethical hunters they encounter, but they also threaten the hunting tradition.

Take, for example, opening weekend of last year's pheasant and quail seasons. Four buddies and I were hunting on land we've hunted for 10 years. We noticed a group of hunters on the adjacent property. As we started to hunt a hedgerow, the group crossed over onto the land we were hunting and began walking the same hedgerow. We asked them if they had permission on this land. "No," they said, "but the hedgerow sure looked good." Oblivious to our intentions, these guys had no consideration for us or the landowner. I'll bet these same fellows would knock a baseball glove-toting five-year-old down the stairs to catch a foul ball at Royal's Stadium. Whatever happened to common courtesy and respect for others' rights? We walked back to our truck the way we came with a bad feeling about our recent acquaintances.

These incidents can also be dangerous. A buddy and I were quail hunting one afternoon when we noticed a truck stopping on the road about a hundred yards from where ours was parked. Two guys got out and started walking a grass patch parallel with us like they were going to a fire. We lost sight of them and assumed they had gone over the hill. Ten minutes later, my Brittany pointed and three quail flushed. Just as I was about to pull the trigger, I noticed a guy, wearing no blaze orange, and his dog walking directly at me only 60 yards away. Needless to say, I was furious and a lot of yelling ensued. He couldn't figure out why I was so angry. They had received permission to hunt this land only 20 minutes after we had. But with any common sense, they would have left the tract to us that day and hunted it later. As a result of their lack of consideration, I could have been responsible for shooting, possibly killing, another hunter. I would have had a tough time dealing with that, especially knowing he shouldn't have been there in the first place. The sad thing is they didn't care that they ruined our hunt, and I wondered if they were just too stupid to know any better.

The incidents that are the most frustrating are the il-



Mike Miller illustration

legal ones, such as trespassing, shooting from the road, shooting at farm equipment, signs or even livestock. Even though those who commit these crimes shouldn't be called hunters, they give all hunters a bad image.

Road hunting is also unacceptable. Some individuals consider road hunting harmless since they're not really on private property. Some simply can't resist the temptation. But the fact is, it's illegal and you cheat the resource, yourself and other hunters who'll likely pay consequences for your actions. Even if you just walk the road ditch, you must have permission from adjacent landowners. Those who witness road hunting incidents group all hunters into one lazy and irresponsible category. It's no wonder that it's getting more difficult to get permission to hunt.

The publicity from these illegal acts also adds fuel to an already roaring anti-hunting fire that could someday jeopardize the privilege of hunting.

Use common sense. Respect the rights of others and obey the laws. They are in place to protect the resource and the hunting tradition. And for those who don't think they can abide, consider this advice: Stay home! The sport doesn't need you.

